Integrated Performance Report

Agenda item 5 (Public Session)

October 2026

Performance overview by NOF domain

This report provides performance data relating to all the 2026/27 NHS Oversight Framework (NOF) ambitions/metrics, including both scored and contextual (non scored) metrics. The metrics presented in this report also consolidate our current performance reports into a single report covering finance, operations and quality and are aligned to our national priorities as set out in the 2026/27 NHS Oversight Framework (NOF).

Metrics reported 74	Improved 32	Sustained / stable 17	Deteriorated 5	Not applicable 20
	- Metrics show an improvement by more than 1 percentage point (% metrics) or 1% (activity metrics) compared to same month last year.	*- Metrics show a within 1 percentage point (% metrics) or 1% (activity metrics) compared to same month last year.*	*- Metrics show a deterioration by more than 1 percentage point (% metrics) or 1% (activity metrics) compared to same month last year.*	*- Metrics which currently have insufficient data to enable comparisons, or are related to planned data.*

Population health & inequalities

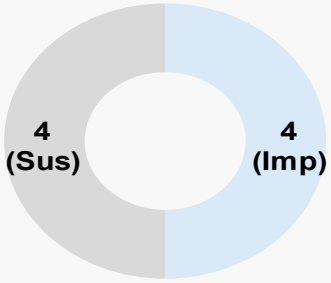

Allocating resources

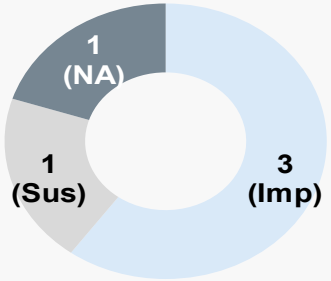

Access to services

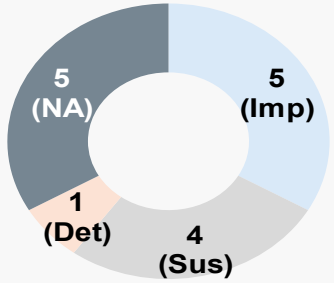

Experience of care

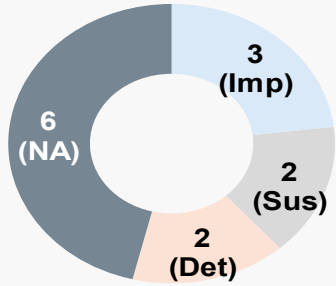

Effectiveness of care

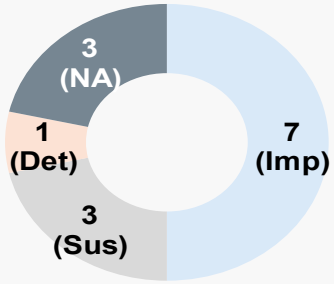

Patient safety

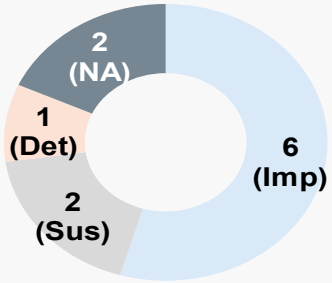

Finance, productivity & innovation

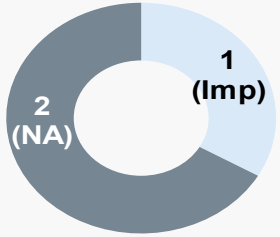

People

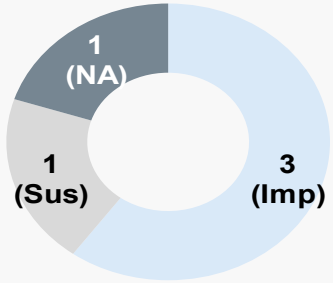

Exec summary - Quality

Performance position:

The overall position has stabilised, with most patient safety and clinical effectiveness indicators improving or holding steady. The next phase is disciplined implementation of the Quality Strategy and its supporting delivery architecture.

Patient Safety domain is mostly improving / stable:

- There were fewer inpatient hip fractures, with a reduction from 2.6% in 2024 to 2.5% in 2025.
- MRSA and E. coli were broadly stable, with the data showing a small decrease in MRSA across England when compared with the same month of the previous year
- There was a year-on-year improvement in access to MH crisis support as at July 2026, where patients in crisis receiving face-to-face contact within 24 hours was 72.0%, up 1.9% on the previous year.
- Rates of restrictive intervention reduced slightly compared to July 2025, with a decrease of 3 restrictive interventions per 1000 bed days.

Clinical effectiveness is generally stable, with encouraging improvements in several areas:

- Improved management of GP recorded CVD patients with cholesterol levels managed to NICE guidance, although the deprivation gap has increased and is up 4.7% since March 2025.
- A year-on-year reduction in antibiotic use in children under 9 with prescribing rates 1.1% lower than in June 2025.
- Improved 72-hour follow-up after mental health discharge, which was 4.3% higher compared to last year.
- Mental health readmissions have improved, reducing to 5.9% readmitted within 14 days in July 2026, compared to 6.5% in April 2026.

Patient experience presents a more mixed picture:

- Progress on out-of-area placements, where these have reduced by 1.4 percentage points when compared with June 2025.
- Inpatient satisfaction stable remains stable at 70.9% in 2025, a slight increase on the previous year’s figures of 70.3%.
- However, delayed discharge remains a persistent pressure with delays increasing by 0.15 days since July 2025.
- More people in NHS care have no criteria to reside, 25.5% of intermediate care beds occupied by patients with no criteria to reside, up 2% since August 2025.